



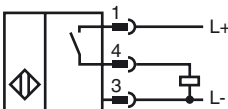
**Model Number**

NBB2-12GM40-E2-V1

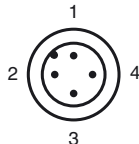
**Features**

- 2 mm flush

**Connection**



**Pinout**



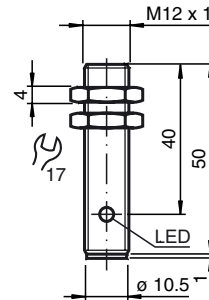
Wire colors in accordance with EN 60947-5-2

1	BN	(brown)
2	WH	(white)
3	BU	(blue)
4	BK	(black)

**Accessories**

- BF 12**  
Mounting flange, 12 mm
- V1-G**  
4-pin, M12 female field-attachable connector
- V1-W**  
4-pin, M12 female field-attachable connector
- V1-G-2M-PUR**  
Cable socket, M12, 4-pin, PUR cable
- V1-W-2M-PUR**  
Cable socket, M12, 4-pin, PUR cable
- EXG-12**  
Quick mounting bracket with dead stop

**Dimensions**



**Technical Data**

**General specifications**

Switching element function	PNP	NO
Rated operating distance	$s_n$	2 mm
Installation		flush
Output polarity		DC
Assured operating distance	$s_a$	0 ... 1.62 mm
Reduction factor $r_{AI}$		0.15
Reduction factor $r_{Cu}$		0.1
Reduction factor $r_{304}$		0.6

**Nominal ratings**

Operating voltage	$U_B$	10 ... 30 V
Switching frequency	$f$	0 ... 1000 Hz
Hysteresis	$H$	typ. 5%
Reverse polarity protected		reverse polarity protected
Short-circuit protection		pulsing
Voltage drop	$U_d$	$\leq 2$ V
Operating current	$I_L$	0 ... 200 mA
Off-state current	$I_r$	0 ... 0.5 mA typ. 0.1 $\mu$ A at 25 °C
No-load supply current	$I_0$	$\leq 15$ mA
Indication of the switching state		LED, yellow

**Functional safety related parameters**

MTTF <sub>d</sub>	3220 a
Mission Time ( $T_M$ )	20 a
Diagnostic Coverage (DC)	0 %

**Ambient conditions**

Ambient temperature	-25 ... 70 °C (-13 ... 158 °F)
---------------------	--------------------------------

**Mechanical specifications**

Connection type	Device connector M12 x 1, 4-pin
Housing material	brass, nickel-plated
Sensing face	PBT
Protection degree	IP67

**Compliance with standards and directives**

Standard conformity	
Standards	EN 60947-5-2:2007 IEC 60947-5-2:2007

**Approvals and certificates**

UL approval	cULus Listed, General Purpose
CSA approval	cCSAus Listed, General Purpose
CCC approval	Products with a maximum operating voltage of $\leq 36$ V do not bear a CCC marking because they do not require approval.

Release date: 2012-05-11 10:16 Date of issue: 2012-05-11 083307\_eng.xml